

Habitat.



aspect 



aspect

Furniture

X




Acoustic

X

blender

Design



Habitat – a design collaboration.

Great ideas are the result of knowledge shared – to bring new solutions for today’s needs.

Drawn together around an idea, Aspect and Autex quickly discovered alignment in creating a solution to a problem – acoustically optimised, focused, micro work environments.

Then we invited leading industrial designer Blender to knit the furniture and acoustic know-how together, and the collaboration began.

Habitat is a light, flexible, high-performing acoustic furniture system which represents the combined expertise of the three partners.

Designed and
manufactured in
Australasia.



**Space to connect.
Space to think.**

The Habitat system is a light, flexible, modular system that can be expanded and quickly adapted to accommodate a range of office needs and individual working styles.



Your Habitat.

Modular system allowing flexibility

100% sustainable materials used

Easily assembled and deconstructed

Quality acoustics for better focus

Designed and manufactured in Australasia.

A focus asset.

Recent workplace studies show that with the rise of hybrid working, fewer boundaries between work and home time, and more agile ways of working, a place to focus is becoming increasingly scarce.

The ability to retreat to a quiet space for concentrated work is needed more than ever for balance and productivity.

Habitat's high-performing acoustics provide an essential barrier between thinking space and open-plan office activity.





Comfortable collaboration.

We humans are a social species, relying on cooperation to survive and thrive. Likewise, within an organisation, collaboration between individuals and teams is crucial to a happy and successful work environment.

With configurable panels and seating modules, Habitat assembles to provide a collaborative zone that supports meaningful conversations between peers.

Habitat is fabricated from acoustic materials to provide an environment where constructive discussions can thrive and distractions are kept at bay.

People are at the heart
of every workplace.



A peaceful place to process.

Providing a comfortable environment is instrumental in unlocking productivity in the workplace. A place where people can tend to tasks at hand across various specialties – whether it be video conferencing, writing, planning, or processing.

Multi-purpose settings not only provide office space efficiency, but also support a range of everyday tasks in a more dedicated way. Habitat capitalises on space to provide a resolved, ergonomic retreat for those everyday processes.

Get comfortable.



Get focused.



Each Habitat panel is made from 53 x 600ml plastic bottles.



Care and commitment for the planet, achieved through meticulous material selection, makes Habitat a light-footprint solution and an eco-friendly choice for your workplace.

Habitat panels are made from Autex Cube™ and contain a minimum of 60% previously recycled polyester fibre (from PET bottle-flake), which is up to 53 x 600ml plastic bottles per Habitat panel.

Aspect is committed to best practices in manufacturing and recycling through our ISO 14001 certified Environmental Management System.

Quality acoustics.

Habitat has been designed through collaboration with leading acoustic panelling company Autex, a specialist in sound-optimised environments.

Habitat's lightweight wall composite rejects the restraints of traditional MDF and fabric-covered panels, for greater versatility, flexibility and higher performance, with an average of 9 square metres of acoustic absorption per unit (9 metric Sabins).

As creators and innovators,
we've pursued the unique and
extraordinary – a winning formula
where high-performance yet
lightweight materials combine
with modular design in a modern
workplace system.



A simple kit-of-parts.

An easy to assemble kit that makes up modular, lightweight and easy-to-move micro environments that are agile. So you can be more productive at work.



Set up in under 30 minutes.
No tools, no heavy parts, no time lost.

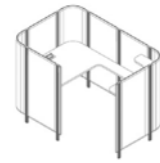
Habitat. Workpoint Configurations.

Each Habitat configuration is available in either 600mm or 800mm panels, resulting in 1200mm & 1400mm desk widths.



Open Single

W1258 H1325 D1006



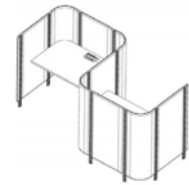
Single Semi Private

W1875 H1325 D1258



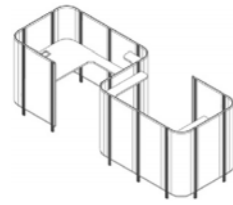
Semi Private
Side to Side

W1875 H1325 D2492



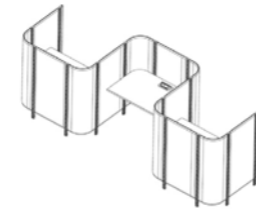
2 Bay Open Single

W2492 H1325 D1258



Semi Private
Back to Back

W3726 H1325 D1258

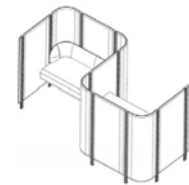


3 Bay Open Single

W3726 H1325 D1258

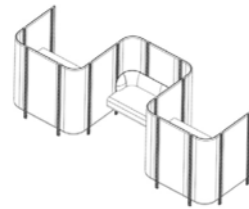
Habitat. Soft Seating Configurations.

Each Habitat configuration is available in either 600mm or 800mm panels, resulting in 1200mm & 1400mm couch and desk widths.



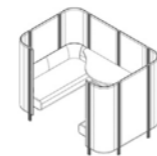
2 Bay Open Single
With Seat

W2492 H1325 D1258



3 Bay Open Single
With Seat

W3726 H1325 D1258



Double Facing Seated

W1875 H1325 D1258



Add. Change. Configure.



Workpoint Accessories.



Lighting

Adjustable lighting mount designed specifically for the Tolomeo Mini Lamp.



Power up

Pop-up power and data.



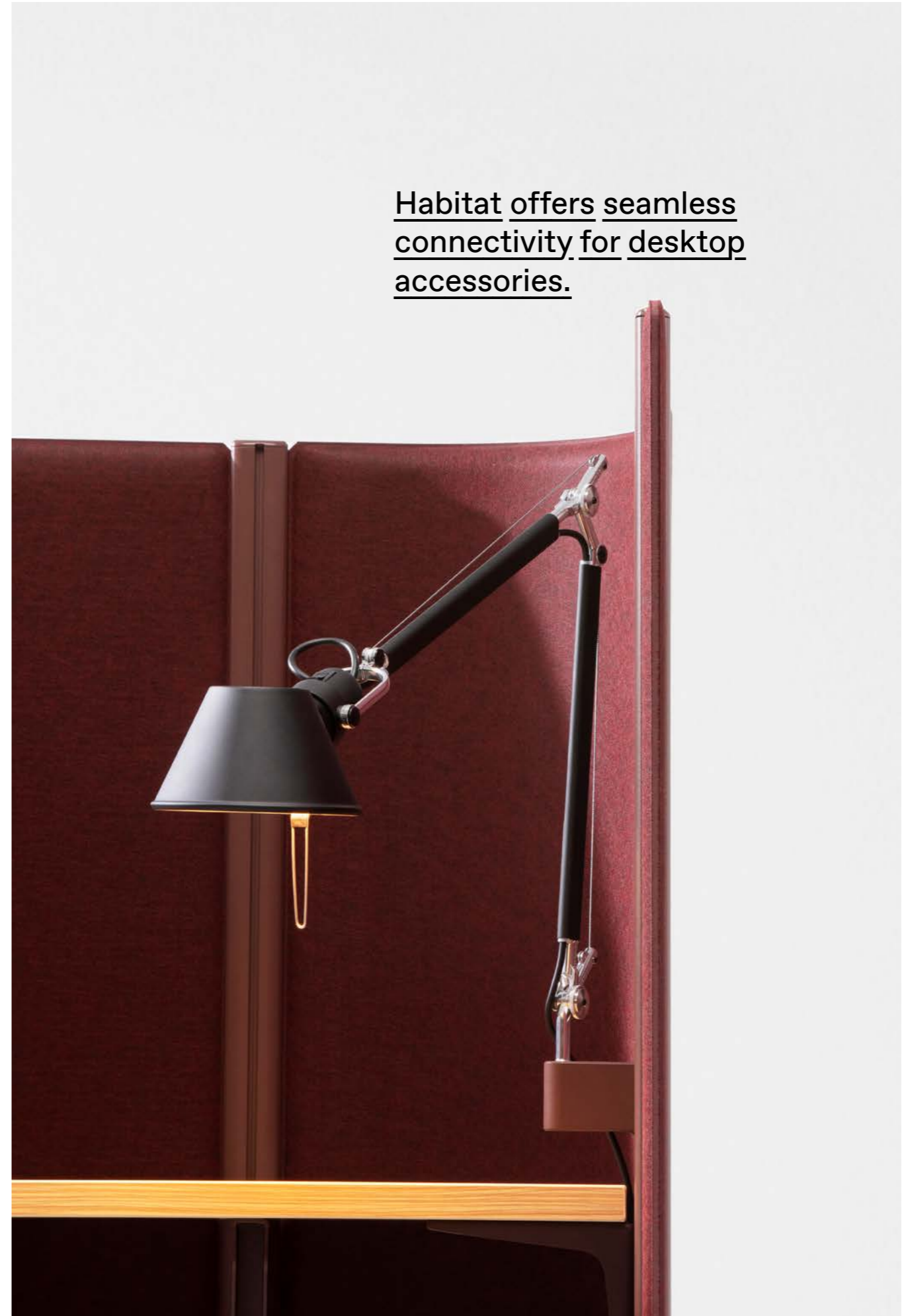
Convenience hook

Mountable bag and/or coat hook.



Adjustable footing

An adjustable threaded foot ensures a stable work environment.



Habitat offers seamless connectivity for desktop accessories.

Your work environment.



Your Habitat.

AUTEX CUBE PAVILLION



Metro Silver Pearl Custom Colour Match
Appliance White Matt [Standard Colour](#)
Flaxpod Matt [Standard Colour](#)

AUTEX CUBE SAVOYE



Surfmist Matt Custom Colour Match
Appliance White Matt [Standard Colour](#)
Flaxpod Matt [Standard Colour](#)

AUTEX CUBE FLATIRON



Silver Grey Matt Custom Colour Match
Appliance White Matt [Standard Colour](#)
Flaxpod Matt [Standard Colour](#)

AUTEX CUBE EMPIRE



Monument Matt Custom Colour Match
Appliance White Matt [Standard Colour](#)
Flaxpod Matt [Standard Colour](#)

AUTEX CUBE PETRONAS




Black Night Sky Matt Custom Colour Match
Appliance White Matt [Standard Colour](#)
Flaxpod Matt [Standard Colour](#)

AUTEX CUBE PINNACLE



Deep Ocean Matt Custom Colour Match
Appliance White Matt [Standard Colour](#)
Flaxpod Matt [Standard Colour](#)

AUTEX CUBE MURALLA



Deep Ocean Matt Custom Colour Match
Appliance White Matt [Standard Colour](#)
Flaxpod Matt [Standard Colour](#)

AUTEX CUBE FALLING WATER




Wedgewood Satin Custom Colour Match
Appliance White Matt [Standard Colour](#)
Flaxpod Matt [Standard Colour](#)

AUTEX CUBE TREEHOUSE



Deep Brunswick Green Custom Colour Match
Appliance White Matt [Standard Colour](#)
Flaxpod Matt [Standard Colour](#)

AUTEX CUBE GHERKIN




Mangrove Matt Custom Colour Match
Appliance White Matt [Standard Colour](#)
Flaxpod Matt [Standard Colour](#)

AUTEX CUBE ACROS



Pale Eucalypt Matt Custom Colour Match
Appliance White Matt [Standard Colour](#)
Flaxpod Matt [Standard Colour](#)


AUTEX CUBE GRANNY SMITH



Permanent Green Matt Custom Colour Match
Appliance White Matt [Standard Colour](#)
Flaxpod Matt [Standard Colour](#)

*Colour matches displayed are suggestions only and are based on the closest shade available in the standard Dulux Powdercoat range. All colour options are subject to availability.

AUTEX CUBE OPERA




Rivergum Beige Matt Custom Colour Match
Appliance White Matt Standard Colour
Flaxpod Matt Standard Colour

AUTEX CUBE PARTHENON



Rivergum Beige Matt Custom Colour Match
Appliance White Matt Standard Colour
Flaxpod Matt Standard Colour

AUTEX CUBE BEEHIVE



Classic Cream Matt Custom Colour Match
Appliance White Matt Standard Colour
Flaxpod Matt Standard Colour

AUTEX CUBE SENADO



Sunshine Gloss Custom Colour Match
Appliance White Matt Standard Colour
Flaxpod Matt Standard Colour

AUTEX CUBE ZENITH



Orange X15 Gloss Custom Colour Match
Appliance White Matt Standard Colour
Flaxpod Matt Standard Colour

AUTEX CUBE IRONBANK



Manor Red Matt Custom Colour Match
Appliance White Matt Standard Colour
Flaxpod Matt Standard Colour

AUTEX CUBE ROSADA




Mannex White Matt Custom Colour Match
Appliance White Matt Standard Colour
Flaxpod Matt Standard Colour

AUTEX CUBE CAVALIER



Metro Silver Pearl Custom Colour Match
Appliance White Matt Standard Colour
Flaxpod Matt Standard Colour

AUTEX CUBE SARGAZO



Manor Red Matt Custom Colour Match
Appliance White Matt Standard Colour
Flaxpod Matt Standard Colour

*Colour matches displayed are suggestions only and are based on the closest shade available in the standard Dulux Powdercoat range. All colour options are subject to availability.

Melteca colourways for desking surfaces.

The Melteca range is available for desking finishes. Proudly New Zealand made, Melteca is a responsibly sourced, low emission product.

[Please view the full range here.](#)

Custom finishes available upon request.

We believe that high-performing spaces enable high-performing people.

We place a person's comfort and ease-of-use at the heart of every product and system we create. Aspect designers and workplace specialists help you create a complete office furniture solution that will inspire and support people in their work every day.

Back in 1982, from a small factory in Auckland, Aspect founder and CEO Richard Simmons made his very first furniture prototypes. Driven by a passion for craft and beautiful engineering, he steadily grew the business and is joined today by his three sons and an expert team of designers, engineers and workplace specialists across New Zealand and Australia. Today, Aspect makes collections at the leading edge of international product design, technology, and workplace best practice.

Our focus on crafted, fully resolved commercial furniture means Aspect collections are trusted by some of the largest public and private organisations around Australasia. With nearly 40 years' experience designing and manufacturing collections for the modern workplace, our office furniture has a reputation for being robust, ergonomic, and comfortable throughout the working day.

We make over 70 per cent of our product range in New Zealand and Australia for true control over design, quality, customisation, and lead times. You receive products quickly and reliably

from a quality-assured environment. In addition to speed and flexibility, local manufacturing also creates a smaller environmental footprint.

Our team of product designers and workplace specialists help you define and select a furniture solution to meet your workplace aspirations and project budget using durable and environmentally sound products.

Direct access to our furniture designers means greater flexibility and control over your solution, as we work from our collections, adapt existing products, or design new components.

Aspect Furniture operates ethical and sustainable business practices. We have certification from Good Environmental Choice Australia (GECA) and Environmental Choice New Zealand (ECNZ), and our products are aligned to the Green Star rating tool. Independent certifiers regularly audit our premises under the ISO 9001 and ISO 14001 quality and environmental management systems. Similarly, the health and safety of our employees is vital to our success, so we are certified to the globally recognised AS/NZS 4801 and ISO 45001 occupational health and safety standards.



Furniture, Fittings
and Flooring
Licence Number
3210076



Australia

1800 696 334

infoau@aspectfurniture.com

New Zealand

0800 323 220

info@aspectfurniture.com

aspectfurniture.com

Showrooms

Sydney

Melbourne

Canberra

Auckland

Wellington

Christchurch

